
stavba:

DŮM KULTURY V OSTROVĚ - KULTURNÍ A KREATIVNÍ CENTRUM

hlavní inženýr projektu:

Ing. Radomír Gregor

Čechova 692

768 24 Hulín

ČKAIT: 1301590

profese:

MUSICDATA s.r.o.

Optátova 708/37; 637 00 Brno

Czech Republic

T: +420 605228909

e-mail: stanam@musicdata.cz



stupeň:

DPS - DOKUMENTACE PRO PROVÁDĚNÍ STAVBY

zodp. projektant části:

Ing. Radomír Gregor

vypracoval:

Stanislav Muryc

investor:

Město Ostrov

Městský úřad Ostrov, Jáchymovská 1,
360 01 Ostrov

místo stavby:

Dům kultury:

objekt občanské vybavenosti č. p. 733,
ul. Mírové nám., Ostrov

část / profese:

JEVIŠTNÍ TECHNIKA

příloha:

**DIVADELNÍ SÁL
SIMULACE POKRYTÍ
AKUSTICKÝM TLAKEM**

datum: 10/2023

revize: R00

datum revize: -

formát: 1xA4

měřítko: 1:XXX

část:

D.1.4

č. přílohy:

D.1.4.2.1.9

Company: MUSICDATA

Author: STANISLAV MURYC

Company: MUSICDATA

Author: STANISLAV MURYC

Equipment List

GEO M620 (120): 2

GEO M620 (80): 22

L18: 4

Company: MUSICDATA

Author: STANISLAV MURYC

GEO M6 Flown Cluster: GEO M6 Flown Cluster 1

POSITION

Depth x-pos 6 m
Horiz y-pos -9.5 m
Height z-pos 7.5 m
Vert angle 2 deg
Horiz angle 100 deg

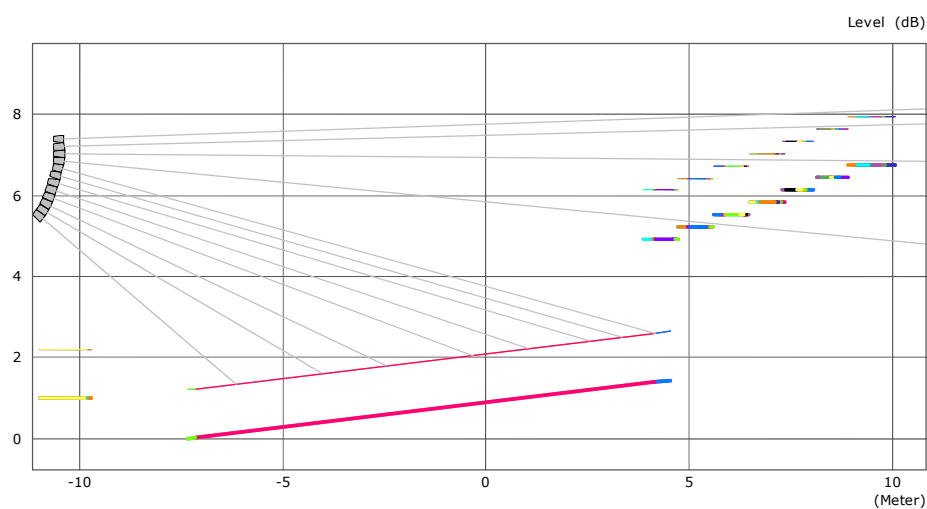
ELECTRONICS

Attenuation 0 dB
Delay-Time 0 ms
Delay-Distance 0 m
Status Activated

SETUPS

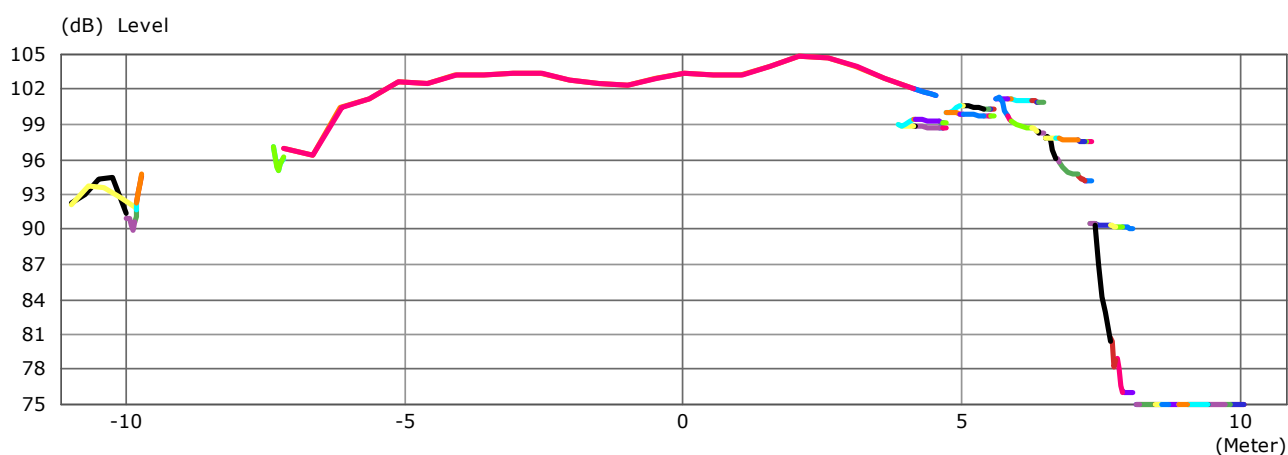
GEO M620 85 Hz ... 20 kHz

SIDE VIEW



PRESSURE PLOT (T = 20 C, 68 F, Hr = 35 %)

Analysis: dB MIF



Company: MUSICDATA

Author: STANISLAV MURYC

GEO M6 Flown Cluster: GEO M6 Flown Cluster 1

SPEAKER QUANTITY

M620 (Down) 12

RIG ANGLES

#	Speakers	Angle	Step	Hor Cov	Mute
1	M620	2		80	false
2	M620	0.5		80	false
3	M620	2		80	false
4	M620	5		80	false
5	M620	10		80	false
6	M620	0.5	0.8	80	false
7	M620	0.5	0.8	80	false
8	M620	2	1.6	80	false
9	M620	2	1.3	80	false
10	M620	5	2.2	80	false
11	M620	5	1.6	80	false
12	M620	10	2.1	120	false

Company: MUSICDATA

Author: STANISLAV MURYC

GEO M6 Flown Cluster: GEO M6 Flown Cluster 1

CLUSTER

Cluster type	GEO M6 Flown Cluster 1
M620 (Down) Qty	12
Bumper angle	2 deg
Lower cabinet angle	-40.5 deg
Cluster height (H)	2.24 m
Cluster width (W)	0.37 m
Cluster depth (D)	0.85 m
Rigging point height	7.53 m
Lower cabinet height	5.32 m
Front clearance from rigging point (C2)	0.23 m
Rear clearance from rigging point (C1)	0.62 m
Cluster weight (M)	118.65 kg

FORCES

Bumper rigging point R	85 %
Cabinet front connection S2v	18 %
Cabinet front connection S2h	21 %
Cabinet rear connection S1	51 %

WORKING LOAD - SAFETY FACTOR

GEO M6 Cluster	
% allowed working load (safety factor 4)	85
Safety factor for 100% allowed working load	4.7

CAUTION

READ USER MANUAL PRIOR TO OPERATION

CHECK LOCAL REGULATIONS ON LOUDSPEAKER RIGGING SYSTEMS

MOTORS MUST BE DIMENSIONED FOR TWO TIMES TOTAL CLUSTER WEIGHT

CHECK WITH WIND FORCES IF OUTDOORS

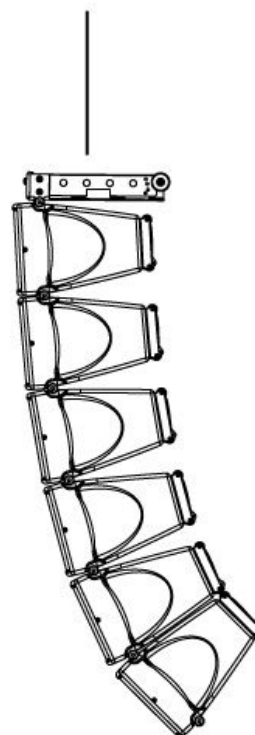
SETTINGS

Rigging mode	One rigging point
Bumper type	GEOM6 (GMT-BUMPER)
Extension bar	Bumper only
Rigging point position	E
Actual bumper angle	3.67 deg
Bumper angle error	1.67 deg
Wind type	No wind

Cluster secured	No
-----------------	----

ANGLE SEQUENCE

#	Delta	Sum
Bumper	2.00	2.00
1	0.50	1.50
2	2.00	-0.50
3	5.00	-5.50
4	10.00	-15.50
5	0.50	-16.00
6	0.50	-16.50
7	2.00	-18.50
8	2.00	-20.50
9	5.00	-25.50
10	5.00	-30.50
11	10.00	-40.50



Company: MUSICDATA

Author: STANISLAV MURYC

GEO M6 Flown Cluster: GEO M6 Flown Cluster 2

POSITION

Depth x-pos -6 m
Horiz y-pos -9.5 m
Height z-pos 7.5 m
Vert angle 2 deg
Horiz angle 80 deg

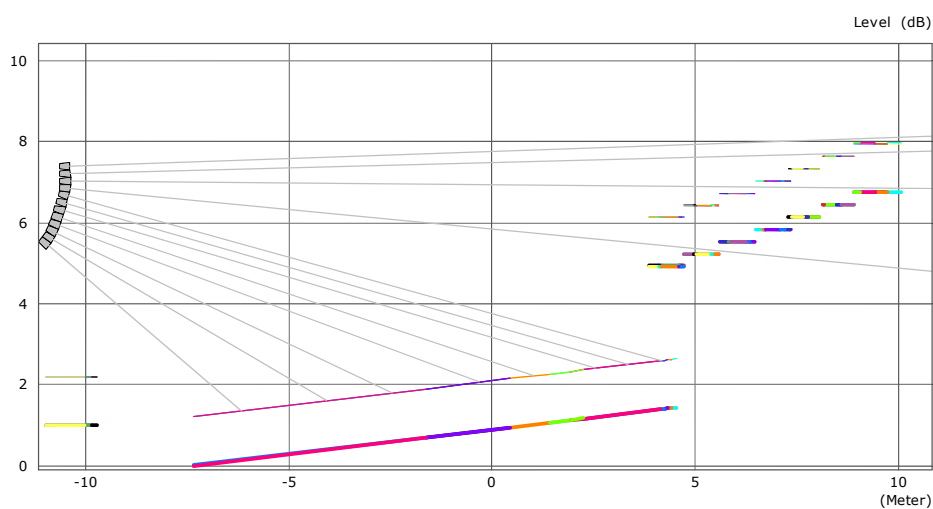
ELECTRONICS

Attenuation 0 dB
Delay-Time 0 ms
Delay-Distance 0 m
Status Activated

SETUPS

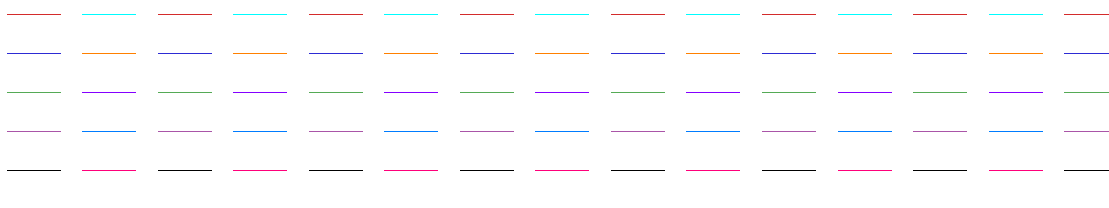
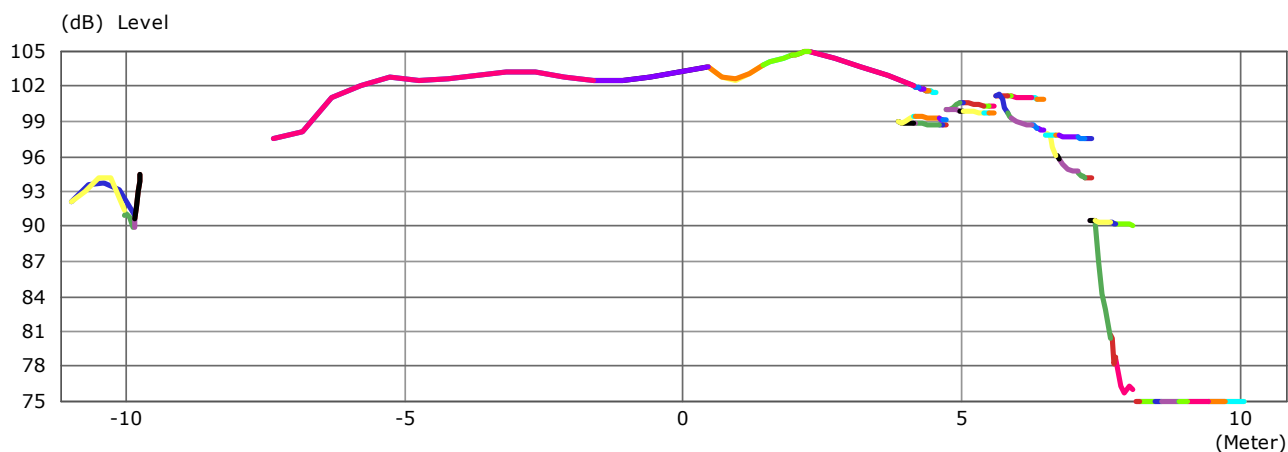
GEO M620 85 Hz ... 20 kHz

SIDE VIEW



PRESSURE PLOT (T = 20 C, 68 F, Hr = 35 %)

Analysis: dB MIF



Company: MUSICDATA

Author: STANISLAV MURYC

GEO M6 Flown Cluster: GEO M6 Flown Cluster 2

SPEAKER QUANTITY

M620 (Down) 12

RIG ANGLES

#	Speakers	Angle	Step	Hor Cov	Mute
1	M620	2		80	false
2	M620	0.5		80	false
3	M620	2		80	false
4	M620	5		80	false
5	M620	10		80	false
6	M620	0.5	0.8	80	false
7	M620	0.5	0.8	80	false
8	M620	2	1.6	80	false
9	M620	2	1.3	80	false
10	M620	5	2.2	80	false
11	M620	5	1.6	80	false
12	M620	10	2.1	120	false

Company: MUSICDATA

Author: STANISLAV MURYC

GEO M6 Flown Cluster: GEO M6 Flown Cluster 2

CLUSTER

Cluster type	GEO M6 Flown Cluster 2
M620 (Down) Qty	12
Bumper angle	2 deg
Lower cabinet angle	-40.5 deg
Cluster height (H)	2.24 m
Cluster width (W)	0.37 m
Cluster depth (D)	0.85 m
Rigging point height	7.53 m
Lower cabinet height	5.32 m
Front clearance from rigging point (C2)	0.23 m
Rear clearance from rigging point (C1)	0.62 m
Cluster weight (M)	118.65 kg

FORCES

Bumper rigging point R	85 %
Cabinet front connection S2v	18 %
Cabinet front connection S2h	21 %
Cabinet rear connection S1	51 %

WORKING LOAD - SAFETY FACTOR

GEO M6 Cluster	
% allowed working load (safety factor 4)	85
Safety factor for 100% allowed working load	4.7

CAUTION

READ USER MANUAL PRIOR TO OPERATION

CHECK LOCAL REGULATIONS ON LOUDSPEAKER RIGGING SYSTEMS

MOTORS MUST BE DIMENSIONED FOR TWO TIMES TOTAL CLUSTER WEIGHT

CHECK WITH WIND FORCES IF OUTDOORS


SETTINGS

Rigging mode	One rigging point
Bumper type	GEOM6 (GMT-BUMPER)
Extension bar	Bumper only
Rigging point position	E
Actual bumper angle	3.67 deg
Bumper angle error	1.67 deg
Wind type	No wind

Cluster secured	No
-----------------	----

ANGLE SEQUENCE

#	Delta	Sum
Bumper	2.00	2.00
1	0.50	1.50
2	2.00	-0.50
3	5.00	-5.50
4	10.00	-15.50
5	0.50	-16.00
6	0.50	-16.50
7	2.00	-18.50
8	2.00	-20.50
9	5.00	-25.50
10	5.00	-30.50
11	10.00	-40.50



Company: MUSICDATA

Author: STANISLAV MURYC

L18: L18 1

POSITION

Depth x-pos	1.5 m
Horiz y-pos	-7.8 m
Height z-pos	0.2 m
Vert angle	0 deg
Horiz angle	84 deg

ELECTRONICS

Attenuation	0 dB
Delay-Time	0 ms
Delay-Distance	0 m
Status	Activated

SETUPS

L18	32 Hz ... 60 Hz
-----	-----------------

SPEAKER

Axial rotation	0 deg
----------------	-------

Company: MUSICDATA

Author: STANISLAV MURYC

VENUE

